





**RAPP  
BOMEK**

## DOUBLE HINGED, H050D A60 FIRE RATED DOOR

### H050D



RAPP BOMEK H050D doors are designed and manufactured to meet the requirement in SOLAS 74 and IMO FTP code.

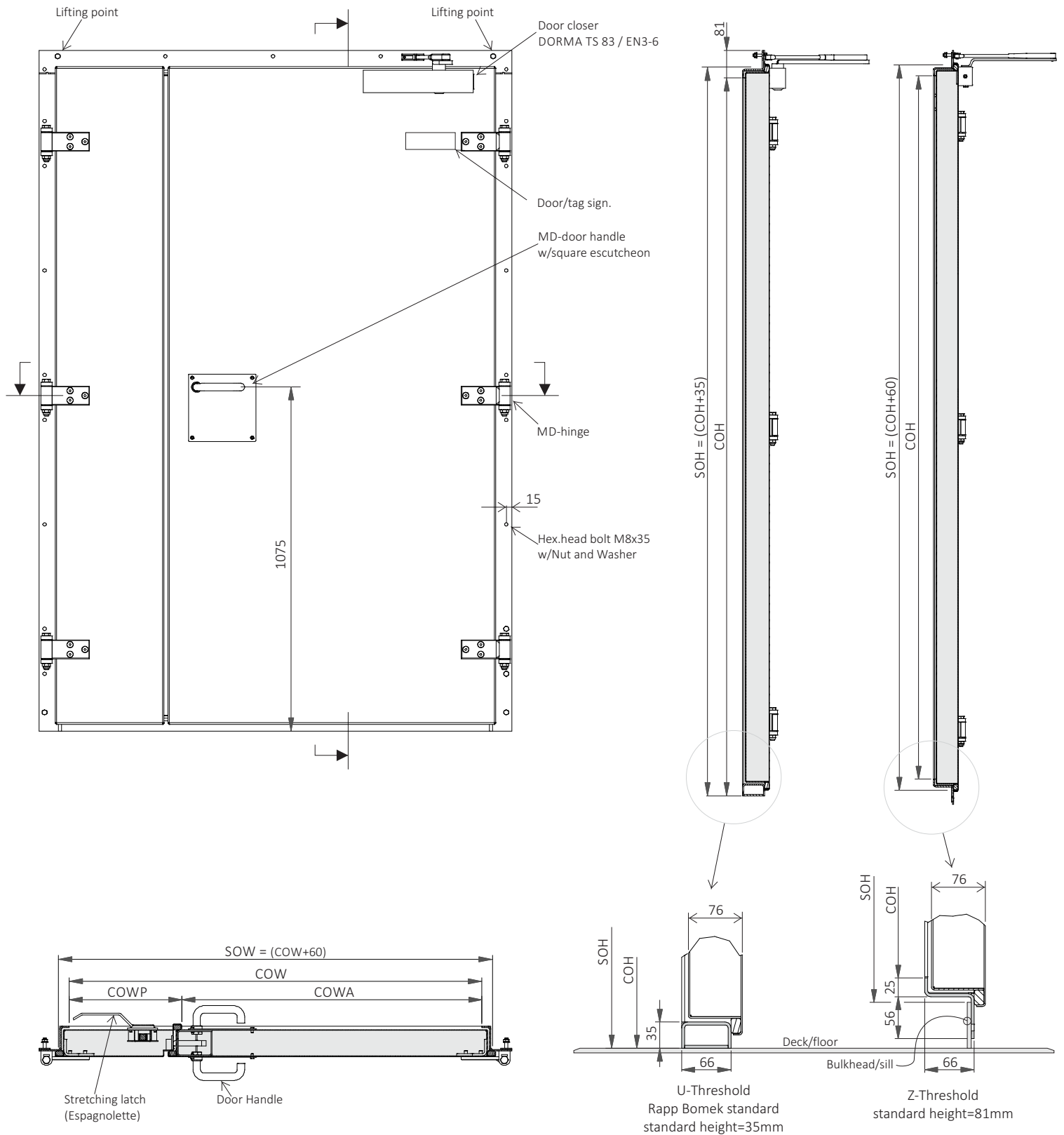
Door type code:	According to NORSOK C-002, M1, M2 and H1.
Certification:	Class societies type approved
Fire rating:	Non-Rated, A0 and A60
Part no.:	RBFDH050D
Door leaf:	<p>The door leaf is constructed of an outer shell of 2 mm thick steel plate on both sides of an insulating core. The door leaf is internally stiffened using angle profile.</p> <p>The total leaf thickness is 76 mm.</p> <p>Reinforcement plates for Hinges, Latch, Door closer are provided to the door leaf plates.</p>
Door frame:	The door frame is made of 4 mm steel plate, Z-shaped according to the drawing.
Material:	<p>The door leaf and frame are made of either mild steel or stainless steel.</p> <p>Mild Steel finished with NORSOK M501 painting system.</p> <p>Stainless Steel brushed finished.</p>
Hinges:	<p>The hinges are special designed and are made of stainless steel AISI 316L.</p> <p>The hinges are welded to the frame and bolted to the door leaf.</p> <p>Each door leaf has 3 hinges with grease nipple.</p>
Handle:	The Handle is of type Rapp Bomek MD-handle w/square escutcheon stainless steel quality AISI 316L.
Latch:	<p>The Latch is of type reinforced TRIO VING 5316 stainless steel. A special designed, adjustable striker plate made of stainless steel is provided to the door frame.</p> <p>Passive door leaf is supplied with stainless steel stretching latch (espagnolette). A central handle operate mortise bolts at top and bottom of the door leaf.</p>
Door closer:	The door closer is of heavy duty type DORMA TS 83 / EN3-6, adjustable, Active doorleaf only.
Gasket:	The fire gasket between door leaf and frame is made of silica fibre.
Vision panel:	<p>As a option the door may be fitted with a vision panel. The glazed area are 200x500mm, the glass are of Pilkington Pyrostop A60-EI60 t=27mm.</p> <p>The vision panel will be positioned to ensure good line-of-sight through the panel whilst operating the door.</p>
Installation:	<p>Bolted installation. The door frame is pre-drilled for bolted installation.</p> <p>Installation bolts M8x35 with nut, washer and 3x30mm gasket.</p>
Sound rating:	Rw 40dB.
Weight:	CO=1200x2100, estimated to 215kg
Marking of product:	To comply with NORSOK C-002, edition 4, chapter 7.10 and 7.16 and DNV's requirements for marking of products, the door leaf is provided with a tag/door sign to fulfill these requirements.

Hardware and accessories adapted to the door type, on request.



**RAPP  
BOMEK**

# DOUBLE HINGED, H050D A60 FIRE RATED DOOR



Abbreviations:

- COW - Clear Opening Width
- COWA - Clear Opening Width Active door leaf
- COWP - Clear Opening Width Pasive door leaf
- COH - Clear Opening Height
- SOW - Structural Opening Width
- SOH - Structural Opening Height